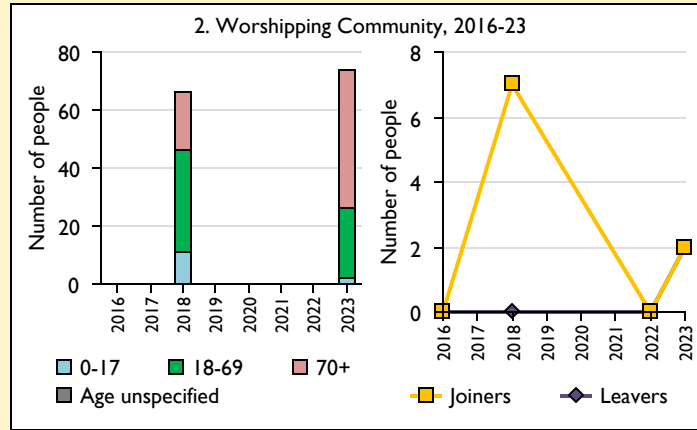
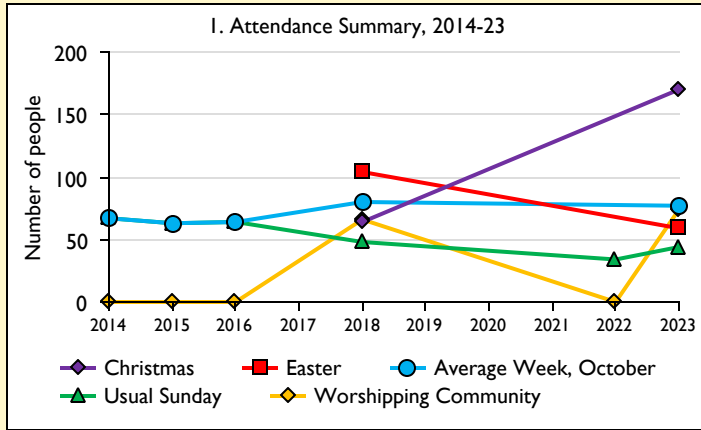


SfM Dashboard for the Parish of Warton: St Paul in the deanery of KIRKHAM



Parish Census and deprivation summary

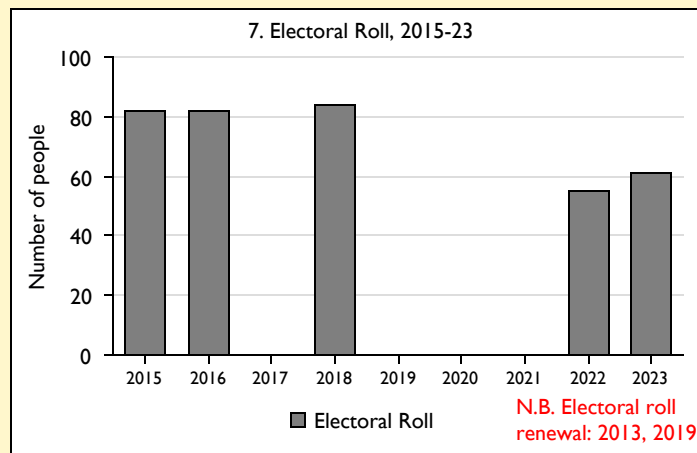
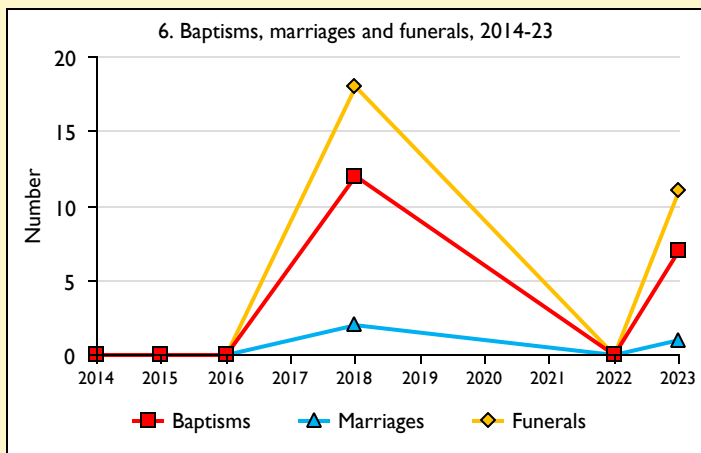
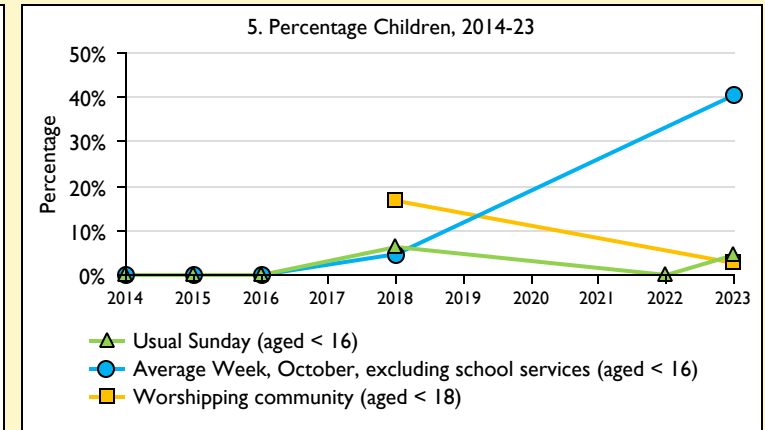
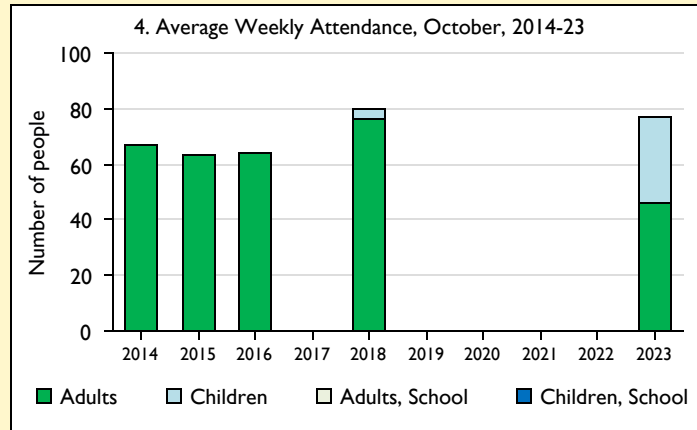
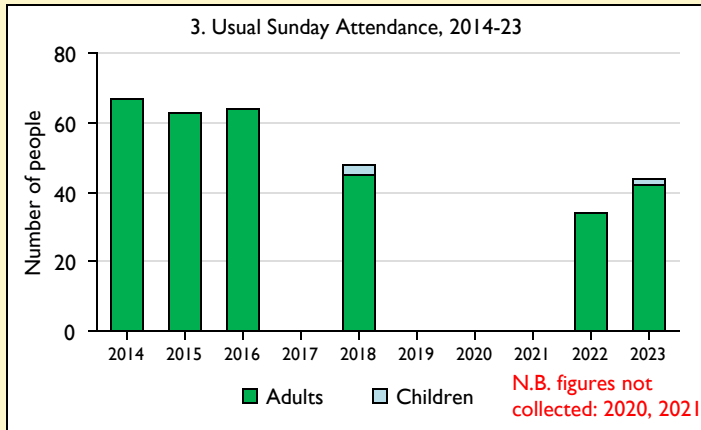
Parish population (2021): 4677

	Parish	Diocese	National
% aged 0-19	22%	23%	23%
% aged 20-44	30%	30%	33%
% aged 45-69	32%	32%	31%
% aged 70 & over	16%	15%	14%
% Christian	58%	53%	46%
% non-Christian religion	2%	12%	11%

Parish deprivation rank (IMD 2019): 5438
(1=most deprived parish in the Church of England, 12,239=least deprived)

For more detailed census & deprivation info: see <http://arcg.is/1RaS4CS>
<https://www.churchofengland.org/researchandstats> and
<http://www2.cuf.org.uk/poverty-england/poverty-map>

Number of churches in parish (2024): 1 **Parish Code: 530207**



This dashboard contains figures as submitted by churches currently in the parish

Attendance statistics: taken from annual Statistics for Mission returns.
Average weekly attendance: attendance at Sunday and midweek church services & fresh expressions in October; Figs 1 & 5 do not include attendance at services for schools.
Easter: Easter Eve & Easter Day; **Christmas:** Christmas Eve & Christmas Day.
Baptisms: all baptisms & thanksgivings.
Marriages: marriages and services of prayer & dedication after civil marriages.
Funerals: those held in church & at crematoria/cemeteries.
 Because of pandemic-related church closures, Easter figures were not collected in 2020.

Census data: taken from the 2021 national Census.
Deprivation statistics: IMD taken from the English Indices of Deprivation, published by the Ministry of Housing, Communities & Local Government, Sept 2019.
 The above statistics have been mapped onto parish boundaries so are approximations.
 For more information, see: <https://www.churchofengland.org/researchandstats>

Variations in attendance from year to year may be the result of changes in the number of churches that submitted returns, or changes in parish/benefice structure.
 Number of churches included in returns: 2014 1; 2015 1; 2016 1; 2017 0; 2018 1; 2019 0; 2020 0; 2021 0; 2022 1; 2023 1.
 Produced by Data Services, Church House, Great Smith Street, London SW1P 3AZ. Date of production: 04/05/2024.
 Every effort has been made to ensure that data are reliable. We would be pleased to be notified of any significant errors or omissions by email to statistics.unit@churchofengland.org